

Welcome

Year 5/6

Parent Information Session



Devotion



ACKNOWLEDEMENT of COUNTRY



Prince of Peace Lutheran College acknowledges that this school is built on the Traditional Country of the Turrbal and Jaggera people. We pay our respects to Elders, past, present, and emerging. We recognise and respect their cultural heritage, beliefs, and relationship to the land. The land remains always, a place of education, peace, care, and nurture.

And pay our respects to any First Nations peoples here with us today.

Our Vision

Prince of Peace graduates are empathetic, creative and resilient learners who demonstrate the adaptability and initiative needed to be global citizens to serve their communities in every changing environments.

Our Mission

To nurture God-given potential in a Christ-Centred environment through contemporary educational practices.



HOPE



COURAGE



SERVICE



GRACE

The Five Key Elements
shaping the future of
Prince of Peace.

By cultivating these
elements, we instill in our
students the skills and
mindset to embrace
innovation, persevere
through adversity, and
forge their future.

Our
5C
S



01 **Christ-Centered**



02 **Cutting Edge**



03 **Connected in
Community**



04 **Courage to Grow**



05 **Change-Equipped**

2026 POP Leadership Team Junior Campus



Dr Susan Carter
Head of College



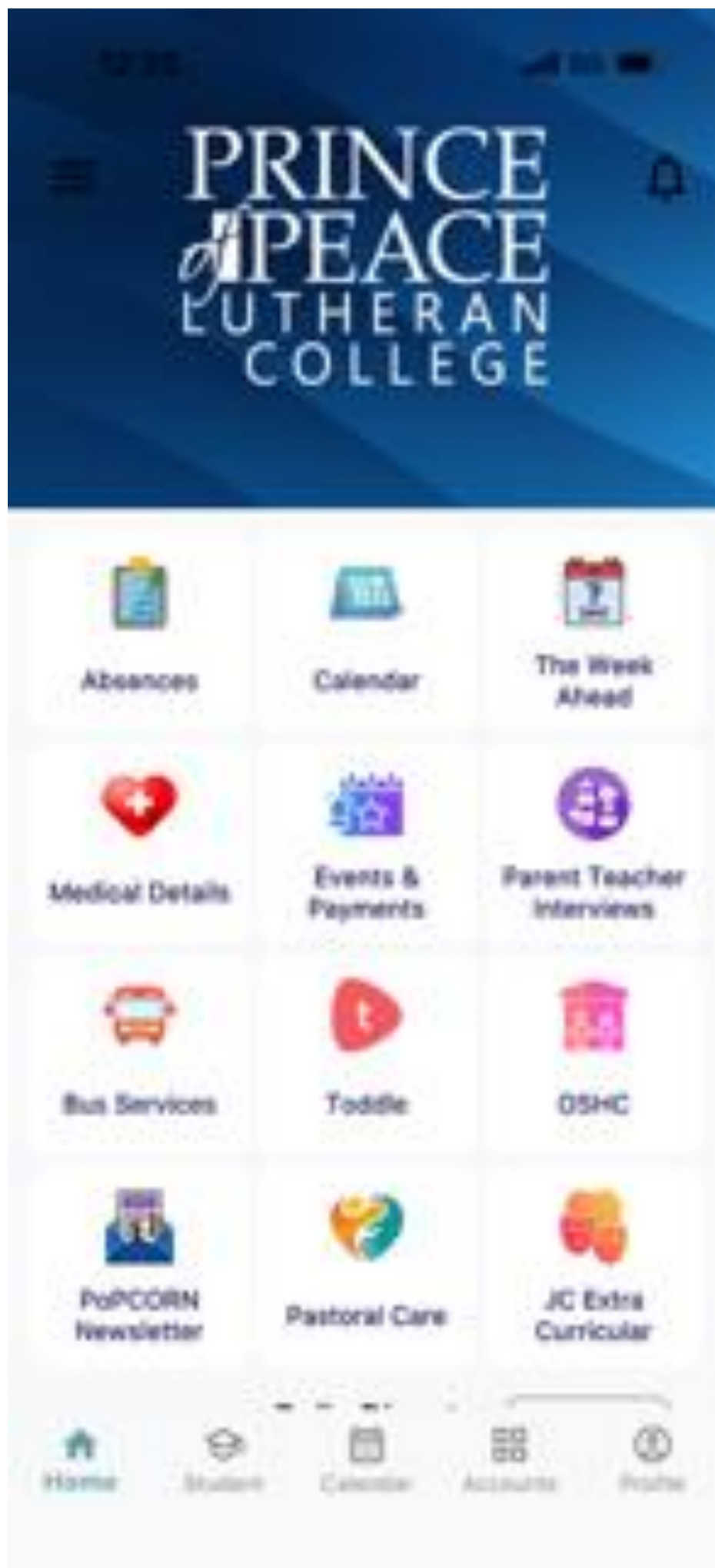
Mrs Anne-Marie Schmidt
Head of Junior Campus



Ms Naomi Walsh
Deputy Head of Junior Campus
Campus

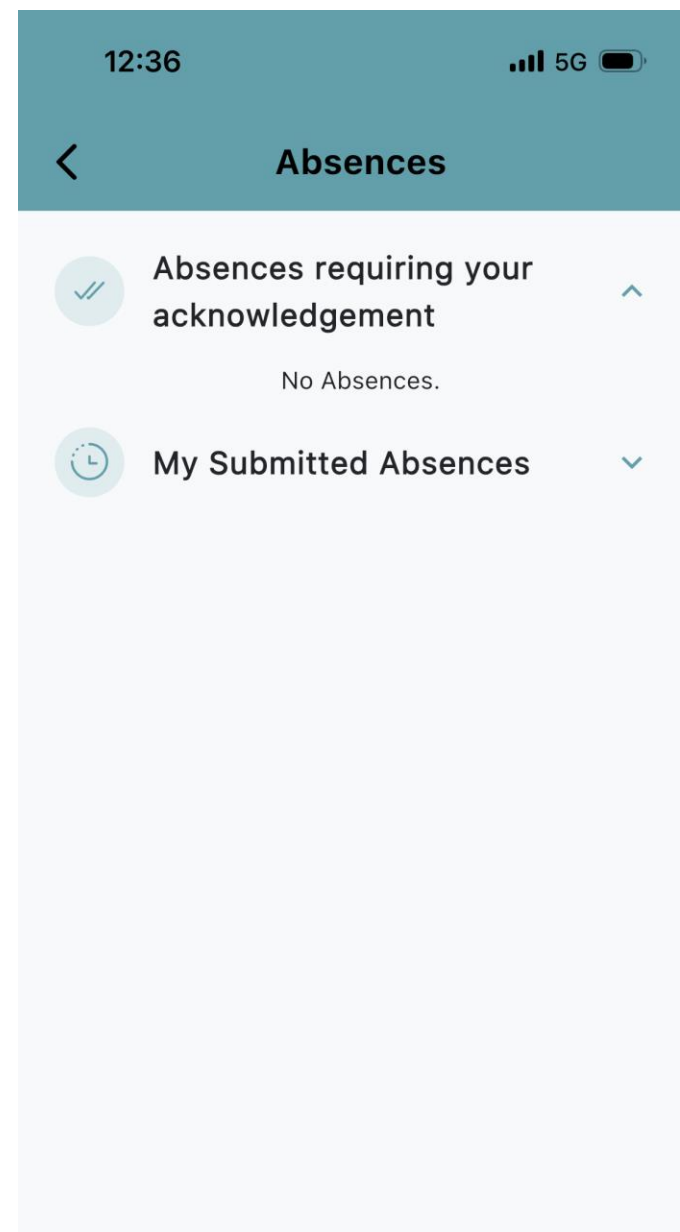


Mr Ian Hayne
Deputy K-12 Pedagogical
Innovation




Learning Management Systems in 2026

Courage to Grow

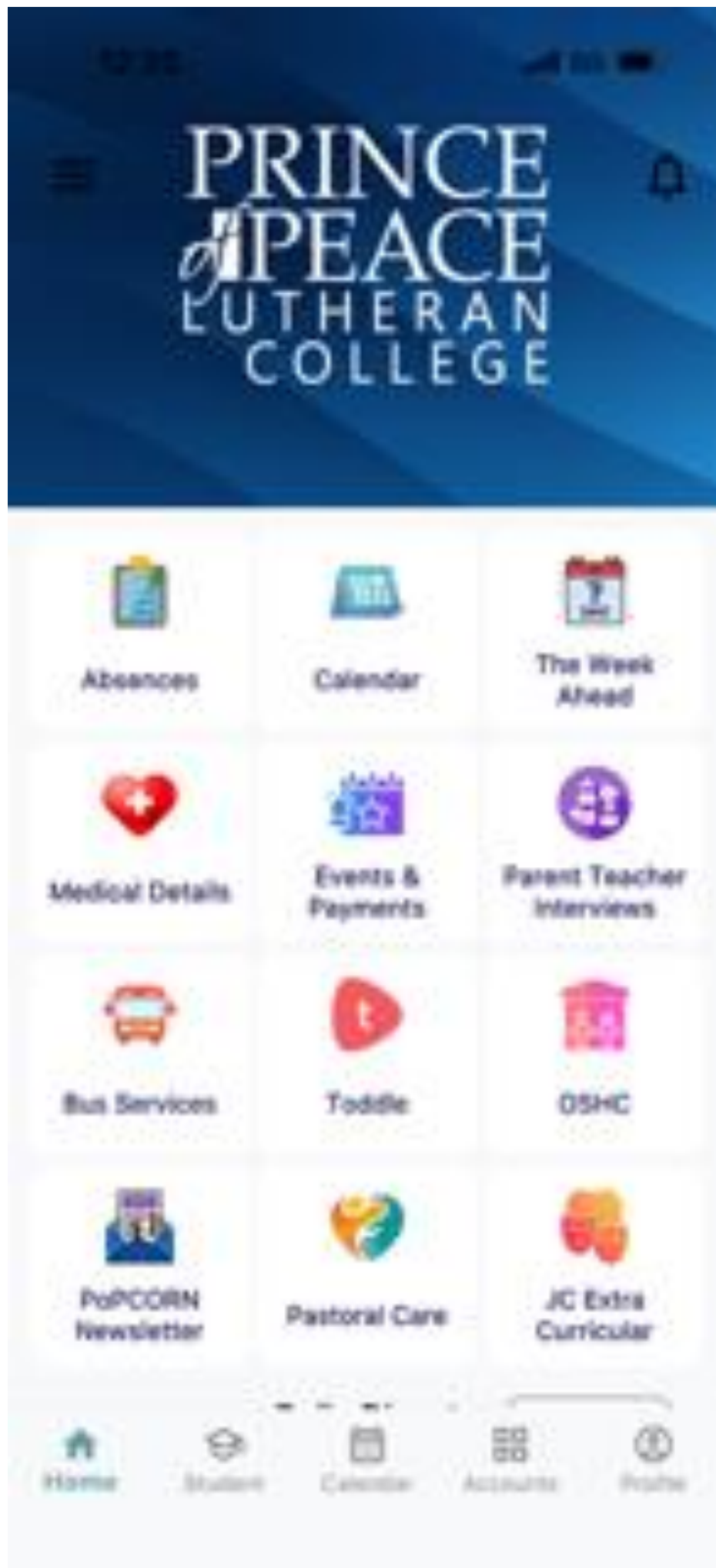


- **Parent Orbit**
New in 2026
- Download app
- Instructions on POP website



- Still a few glitches that the College and their IT consultants are working on.
Cautiously approaching our families who have custody/split to deliver privacy for sensitive records.

Links to Toddle
Use this for Absences



Learning Management Systems in 2026

Courage to Grow

Medical Details

Will be able to update and edit your child's details. This will then get sent to College for verification. Families will be notified once it is approved.

Links to aspects of our website like OSHC POPCORN JC Extra Curricular.

As the College becomes more familiar with setting up the systems in the background, we will move from just linking to some more functionality. It is a huge task, so please be patient as we work carefully through the implementation.

Please reach out to College Reception who will be able to triage assistance for difficulties.

We will keep you up to date with how the system is being rolled out.

Learning Management Systems in 2026

Courage to Grow

Toddle

New in 2026.

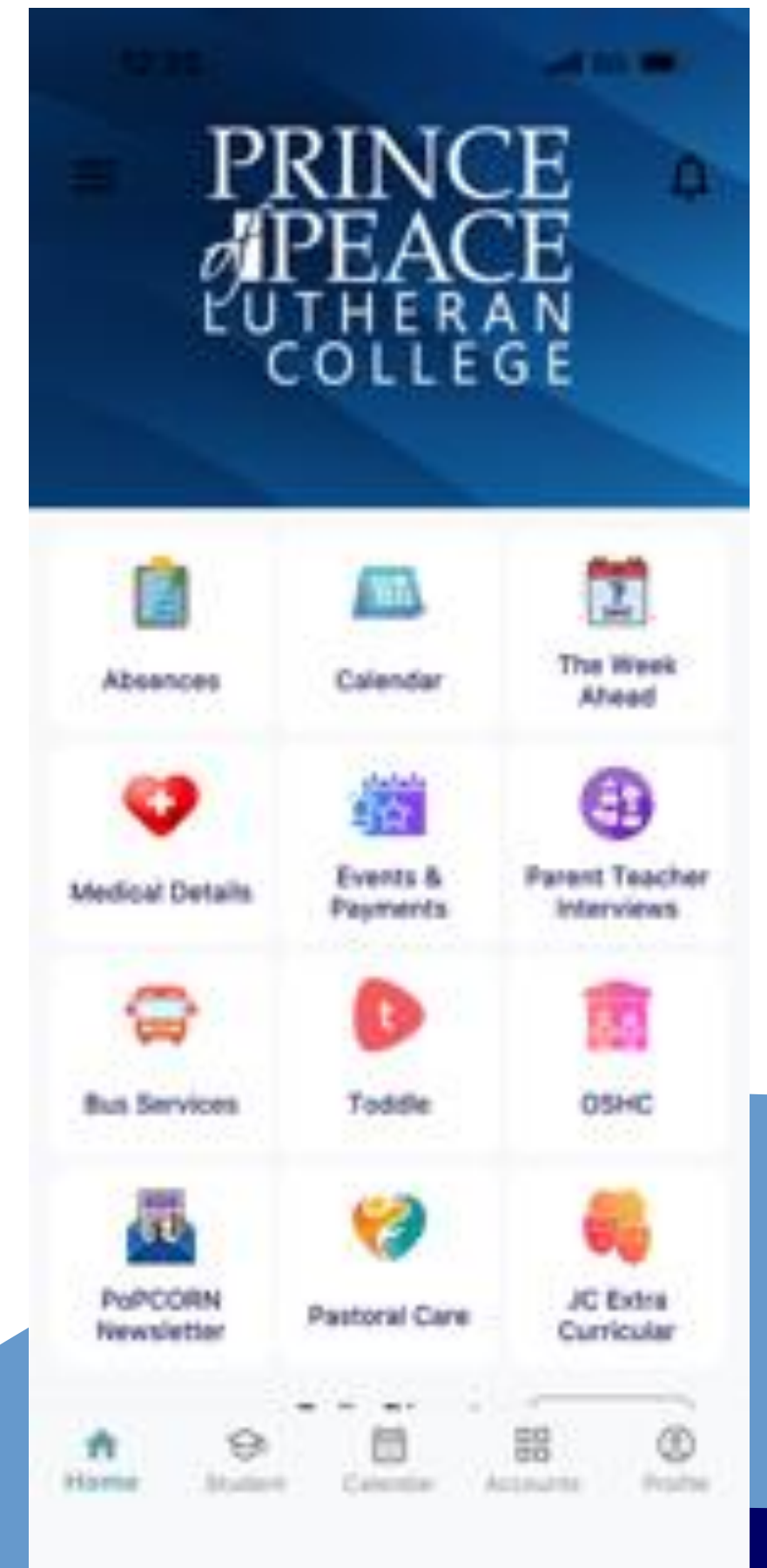
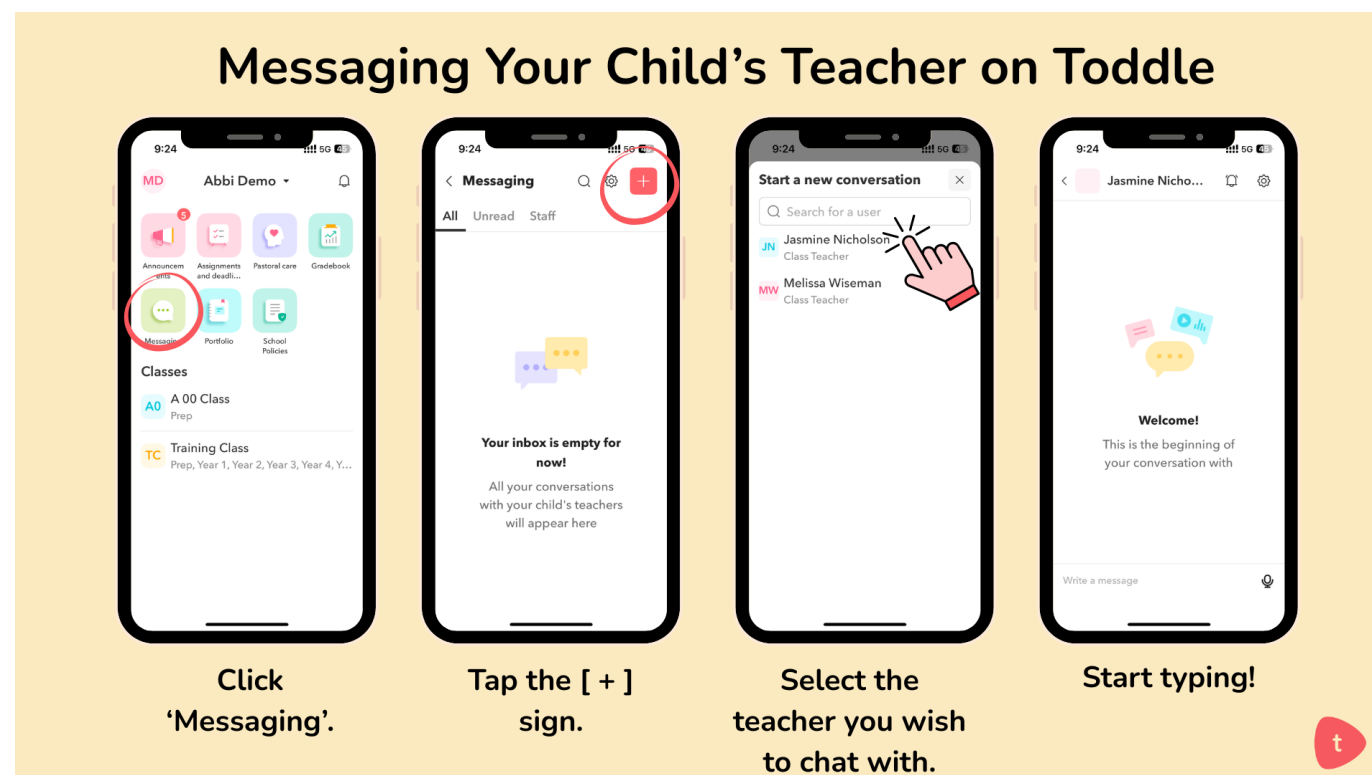
Linked to Parent Orbit.

Teaching, learning, planning, communications to staff, students and families.

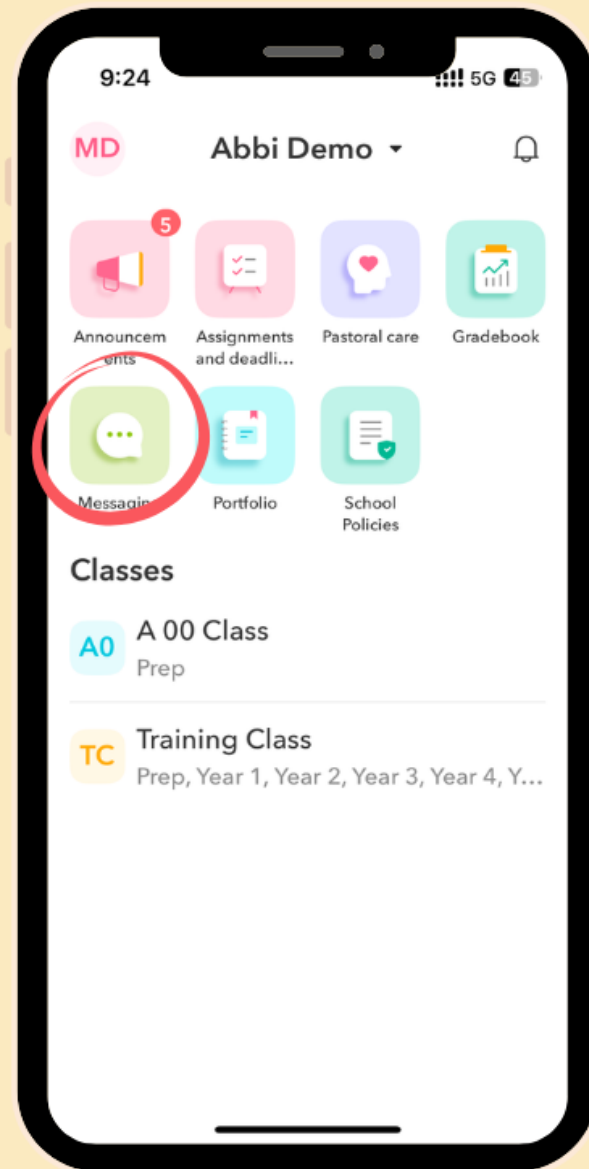
Announcements – to Groups or Year levels.

Messages – one teacher to family/family to one staff member

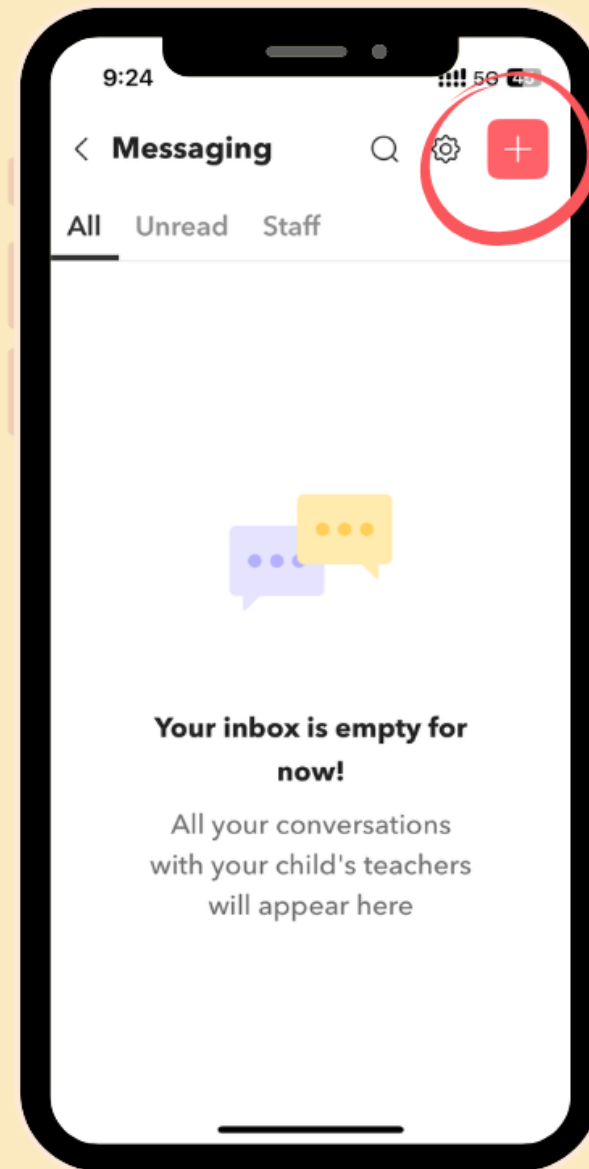
We will keep you up to date with how the systems are being rolled out.



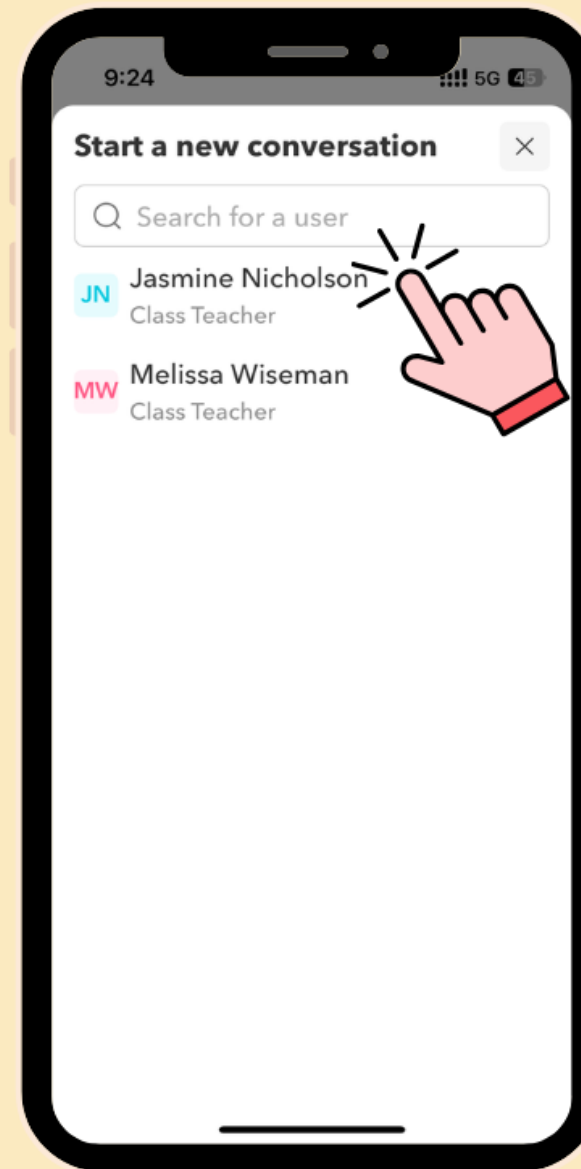
Messaging Your Child's Teacher on Toddle



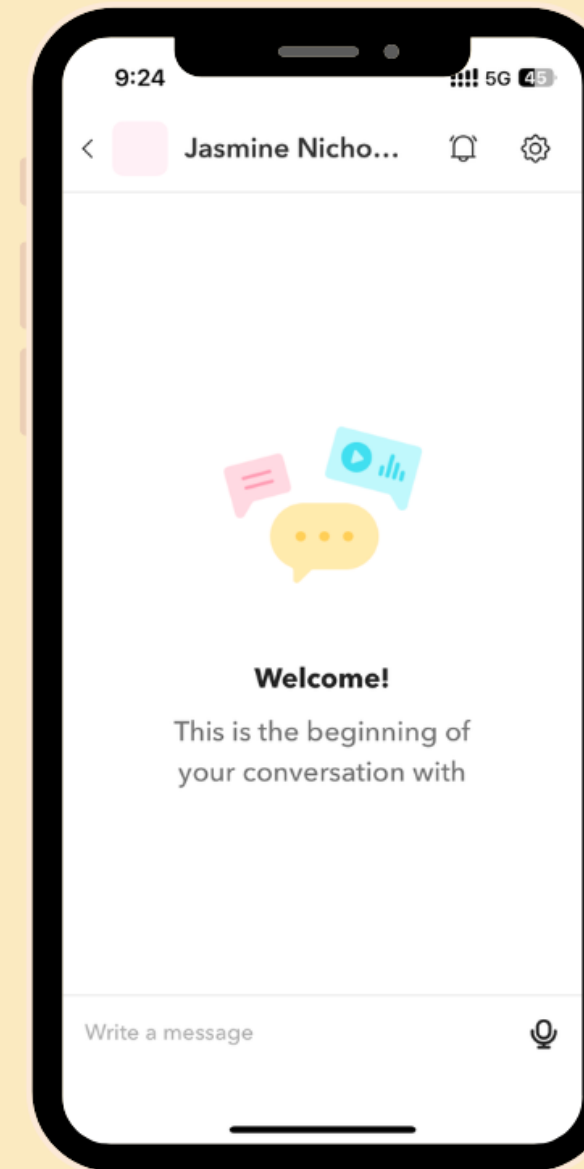
Click
'Messaging'.



Tap the [+]
sign.



Select the
teacher you wish
to chat with.



Start typing!



Learning Management Systems in 2026

Courage to Grow

- **Parent Orbit**

New in 2026

- **Toddle**

New in 2026.

- **Consent2Go**

Used for incursions and excursion.

Parents receive the invitation via email.

- **SeeSaw** for 2026 on the Junior Campus

This is digital portfolio where staff can share learning with parents.



Free to Flourish in 2026

Free to Flourish is our LEA learning disposition framework that supports students to grow as capable, confident and compassionate learners. Throughout the year, parents will hear more about each disposition as we introduce them across our learning programs and celebrate them in classrooms and newsletters.

The first disposition we are focusing on is **Adventurous**—encouraging students to take safe risks, try new ideas, and approach challenges with curiosity and courage. As the year unfolds, we will continue to unpack each disposition so you can understand how they support your child's learning and wellbeing.



5/6MC

Mr Matt Church



5/6EM

Mrs Annie Mckinnon



Mrs Erin Evans



5/6NM

Mrs Bec Neale



Mrs Tahlie Myers



Learning in Year 5/6- Christ-Centered

Our faith shapes our culture, relationships, and learning.

What this looks like in Year 5/6:

- **Home Class & Pastoral Care**
- **Christian Studies, Daily devotions and Chapel**
- **Faith in Action**
- **Leadership Development**



Learning in Year 5/6 - Cutting Edge

Informed by research, evidence, and innovative practice.

What this looks like in Year 5/6:

- **Stage-Based Learning**
- **UDL Approach (Universal Design for Learning)**
- **Pre-Testing & Data-Informed Teaching**
- **Digital Fluency**

Learning in Year 5/6 - Connected in Community

Learning is stronger when school, home, and community work together.

What this looks like in Year 5/6:

- **Strong Home–School Partnerships**
- **Stage Learning Community**
- **Real-World Connections**
- **Collaborative Culture**

Connected in Community

Living and growing in community is supported by the following:

- **Year 6 Leadership Program and Groups**
- **Year 5 Leadership Passport**
- **Junior Campus Student Leadership Council – Year 1 to Year 6**
Each class receives nominations and votes for the SLC representatives early in the Year. The SLC meets weekly and gives students voice into various aspects of College life. In 2026, there will be a Student Summit where members of the SLC can pitch ideas and work toward having them enacted.



Connected in Community

Common expectations support students in our community:

- Respect
- Responsibility
- Relationships
- Restoration

Understanding expectations and building strong relationships enhances our community.

We base our classroom expectations on these four Rs and refer back to them often. We encourage children to consider the four Rs when they are making choices.



Connected in Community

Living in community is supported by the following:

- **Weekly Circle Time.** Circle Time aims to encourage positive group interactions while exploring a range of topics that enhance understanding of social and emotional situations. One of the main functions of Circle Time is to help children develop their skills and attitudes, and recognise and learn to manage their feelings. It is a key strategy in developing self-esteem and moving children towards taking responsibility for their own actions.
- **Again in 2026 - The Resilience Project Kindy to Year 12**
The Resilience Project is a positive mental health program which focuses on key pillars of Gratitude, Empathy, Mindfulness and Emotional Literacy (GEM). The program aims to build mental resilience and wellbeing amongst educators, children, parents/carers, and the community.



Connected in Community

Living and growing in community is supported by the following:

- **Beginning of Year Conversations:**

Date: Tuesday 17th Feb 3:30 to 6:00 PM

This time is for parents to touch base with teachers about any important information they feel is necessary, if they have not already had a chance to do so.

These sessions are different to our Parent Teacher Student Conversations.

Teachers will be listening and asking questions.

If this time doesn't suit, parents are encouraged to make a time with teachers to discuss their child as we begin 2026.



Connected in Community

Living and growing in community is supported by the following:

- **Volunteering in the Classroom/Camps and Excursions**
All volunteers need to have their Blue Card linked to the College Completed the Valuing Safe Community (VSC) training in the past 3 years.
- **Parents and Friends Meetings**
The College will advise families when these meetings are. There are always opportunities to help.



Learning in Year 5/6 - Courage to Grow

Building growth mindset, resilience, and grit.

What this looks like in Year 5/6:

- **Learning as a Journey**
- **Goal Setting & Reflection**
- **Challenge by Choice**
- **Resilience Skills**

Learning in Year 5/6 - Change Equipped

Preparing students to thrive in an ever-changing world.

What this looks like in Year 5/6:

- Flexible Learning Environments
- Problem Solving & Critical Thinking
- Collaboration & Communication
- Leadership Pathways



Learning in Year 5/6 - First 4 Weeks

Weeks 1–2: Getting to Know Our Learners

- Building relationships within home class and across the Hub
- Establishing classroom routines and expectations
- Introducing stage-based learning and movement between classes
- Wellbeing focus through TRP sessions
- Student voice activities to learn about strengths, interests, and learning preferences



Learning in Year 5/6 - First 4 Weeks

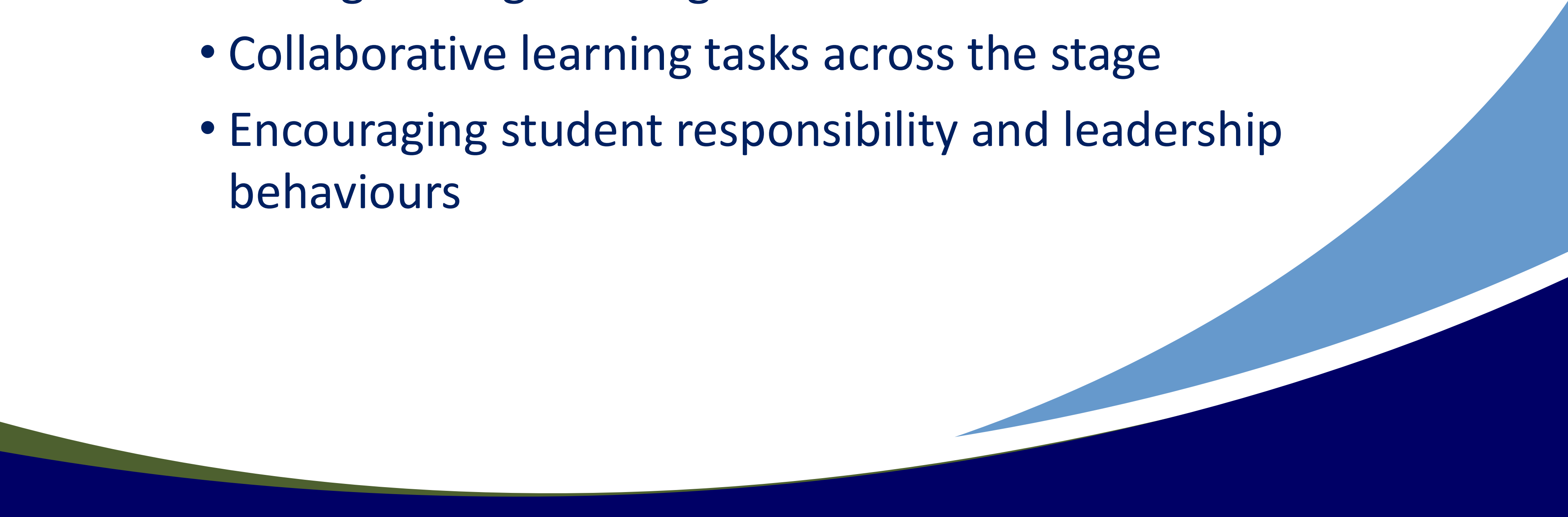
Weeks 2–3: Understanding Where Students Are At

- Pre-testing in key learning areas
- Observations of social, emotional, and learning behaviours
- Identifying support needs and extension opportunities
- Introducing goal setting and reflection



Learning in Year 5/6 - First 4 Weeks

Weeks 3–4: Building Confidence and Independence

- Gradual increase in academic challenge
 - Strengthening learning routines and transitions
 - Collaborative learning tasks across the stage
 - Encouraging student responsibility and leadership behaviours
- 

NISSA Sport in 2026



Students in Year 4 to Year 6 participate in the Northern Independent Schools Association – NISSA for the following:

- Gala Day Sport
Dates:
Students can choose from: Basketball, T-Ball, Touch Footy

And by making the team for

- NISSA Cross Country
NISSA Swimming
NISSA Athletics

College Carnivals are:

- K to 2 Fun Run
- Year 3 to 12 Cross Country
- Prep to Year 3 Athletics
- Year 4 to Year 6 Athletics
- Year 3 to Year 6 Swimming Carnival

The College also participates in District and Regional Sport for those students who meet the required standards.

Key Routines across the Junior Campus

Munch and Crunch

- to foster improved concentration and cognitive function

In Class Movement and Brain breaks

- To boost attention and reduces fatigue



Key Routines in the 5/6 Hub

- Beginning a new year level, means new routines.
- Lining up outside home classroom with device, Munch & Crunch and drink bottle.
- Charging device each night
- Organisation of locker continuing from previous years
- Blue Folders for independent organisation and storage of all stationary.
- Eating in the Recharge Room
- Independently transitioning between Play, Eating and back to class.
- Pick up routines in the afternoon- please ensure your child knows where they need to go at the end of the day.



How Year 5/6 Use Devices/iPads

Before we use our devices

- Expectations of how to use device - our agreements.
- Cyber safety lessons
- Making children familiar with our commonly used tools: Seesaw, OneNote, MathsOnline, Pobble, Toddle.

iPads/devices as Learning Tools

- We use iPads to promote technology skills and interactive learning.
- Toddle
- MathsOnline: Maths program that assists in building the skills we are learning in class.



How Year 5/6 Use Devices/iPads

Device/iPad tips for Parents

- Set up home security measures
- Set clear time limits
- Use devices in shared spaces
- Priorities learning apps first
- Teach “tech breaks”
- Model balanced tech use



Home Learning in Year 5/6



Homework is sent out on **Fridays** and due the following **Thursday**.

Homework will be sent home Friday of Week 3.

- Homework will consist of 1 book covering the following components: Spelling, Reading, Maths, Wellbeing focus and additional activities (optional)

How can you help?

- Establish routines with your child
- Help them with time management
- Let your child's teacher know if they are struggling with the work
- Make sure they have plenty of down time, fun and sleep

Home Reading in Year 5/6

Reading at home, with parents, to parents and individually builds and strengthens reading skills, impacts positively on your child's vocabulary and has several other benefits including reducing stress and improving relaxation and sleep.

In Year 5/6 we encourage Home reading:

- Year 5/6 home reading should be at an easy level for fluency and basic comprehension.
- We encourage students to read books for enjoyment at home. We will be reading levelled books during class.
- We encourage you to show an interest and ask questions about what they are currently reading.



Key Days of the Week in Year 5/6



Class	PE Uniform Days	Formal Uniform Days	Library Borrowing	Home Learning Due
5/6MC	Thursday Friday	Monday Tuesday Wednesday	TBC	Thursday
5/6EM	Tuesday Friday	Monday Wednesday Thursday	TBC	Thursday
5/6NM	Tuesday Friday	Monday Wednesday Thursday	TBC	Thursday

Week 2 and 3 Swimming:

*Monday 2, Tuesday 3 and Wednesday 4 February
Monday 9 and Tuesday 10 February*

Year 5 Camp

We will contact you closer to the time about the camp but the following details:

- Date: 31st August – 3rd September
- Where: Yandina Sunshine Coast (Maranatha)
- Will need parent helpers



Year 6 Camp

We will contact you closer to the time about the camp but the following details:

- Date: Monday 27th – Thursday 30th of July
It will be an early start on Monday at the airport for drop off.
- Friday 31st July will be student free day for the Year 6 students.
- Where: Sydney & Canberra (Canberra Park)
- Will need parent helpers



Learning Enrichment Counselling and Chaplaincy Support Team



Mrs Suellen Swift
Learning Enrichment



Mrs Kristen Perkins
College Councillor for short
term and crisis therapy.



Chaplain Reilly Brown
Check ins, conversation and
College Chaplain.

Parents of students on the
Junior Campus should
contact Naomi Walsh
(Deputy) or class teacher to
arrange for a referral.

POP's Specialist Teacher Team



Mrs Marta Arribas
Languages – Spanish



Mrs Tracy Dunbar
The Arts – Visual Art, Media
Art and Dance



Mrs Ollivia Beveridge
PE and Extra Curricular
Sports Coordination



Mr. Ben Reason
The Arts – Music and
Drama

**Instrumental Music
Coordination
And Musical in 2026**

All specialist teachers will provide information about teaching and learning in their area each term.

In Semester 2, we are expecting Mrs Sevillano to return after maternity leave.

Mrs Schnieder is returning late in 2026 after her maternity leave.

We will keep you informed closer to these changes.

Extra Curricular – Term 1

Throughout the year, there are a variety of Extra Curricular Activities for students to engage with. Updates and schedule will be sent to parents, and we are working on updating these on the College website. We expect that the Extra Curricular function on Parent Orbit will be fully functional by Term 2.

- Pure Tennis Coaching Age: 5 to 7, Tuesdays 7:15- 8:00 AM
Contact:
- Netball Club for Years 5/6 – Thursday 3:15 -4:15 – Mrs Beveridge (no cost) Weeks 3 to 9
- Basketball – Train like a Bullet – Years 3 and Year 4 Tuesday 3:15 – 4:14 External Weeks 5 – 8
- Run Club Year 3 to Year 6 Wednesday 7:00 to 8:00 Gabby Coleman
- Dance and Drama – OGrady’s - Contact:
- Art Classes – Veena Dubey
- Brix Kids – Tuesday 3:15AM
Contact:
- Chess and Games Club: Thursday 3:00 to 3:45 PM
Contact: Andrew Russell
Fee for off site Tournaments



Extra Curricular – Term 1

- Spanish Dance Club: Marta Arribas
- Semester 1 Combined Year 2 – 6 Choir, in the Musical Year – Tuesday 7:45 AM and other rehearsal for the musical as scheduled.
- Instrumental Music Tuition can be arranged through Mr Ben Reason
- Junior Campus Chapel Band – Friday 7:45 AM - 8:30
- Year 6 Leadership Groups will be advertised once they are determined and ready for students to access during school hours.
- POP X – Extension Mathematics by invitation only for Year 2 to Year 6 students. See Naomi Walsh
- Student Leadership Council meeting weekly for those involved – Time to be confirmed.



Date Claimers:

Look out for events happening this year:

- POP Picnic
February 20th 3:30 to 5:30 PM on the Junior Campus
- Beginning of Year Conversations Tuesday 17th of Feb 3:30 to 6:00 PM We will advise you of the booking system.
- iPad Information Session - Tuesday 10th Feb 5PM to 6PM online
- Swimming Lessons for Year 4 to 6
- Parent Teacher Student Conversations – Early Term 2.
- **ANY EXCURSIONS/INCURSIONS KNOWN**



Accessing the College Safely

A few reminders

- Drive at 10km or slower
 - Follow the directions of staff in yellow vests.
 - Only park in the marked areas. This includes on the roads surrounding the Junior Campus. Please avoid parking on the yellow lined areas or in front of driveways.
 - Ring Road pickup in the Lower Car Park. Please be patient. Please avoid overtaking during pick up time as this is extremely dangerous on the narrow campus roads.
 - Use the crossings to model appropriate safe behaviour with your children.
 - Be patient
 - Refer to the Information sent by Head of Campus
-
- Remember to give way to cars in both directions when exiting Campus grounds



My child has a problem or needs some extra TLC? Who do I contact?

Class teacher – can direct you or help in most cases

Beyond the class teacher the following can help:

- Academic Concerns: Learning Enrichment Coordinator Suellen Swift
- Behaviour and Wellbeing: Deputy Head Naomi Walsh

Other concerns:

Head of Campus Anne-Marie Schmidt

Head of College Susan Carter



Any Questions?

Thank you for coming.

